

BALANGA WATER DISTRICT
Balanga City, Bataan
Condensed Statement of Financial Position
As of December 31, 2019

Print Date : 01/14/2020

ASSETS

Current Assets

Cash and Cash Equivalent	10,515,098.41	7.70 %
Receivables	5,206,136.97	3.81 %
Inventories	2,867,128.48	2.11 %

Total Current Assets

18,588,363.86 **13.62 %**

Non-Current Assets

Investments	2,919,241.05	2.14 %
Property, Plant & Equipment	114,274,612.50	83.76 %
Intangible Assets	257,700.00	0.19 %
Other Assets	394,262.75	0.29 %

Total Non-Current Assets

117,845,816.30 **86.38 %**

Total Assets

136,434,180.16 **100.00 %**

LIABILITIES

Current Liabilities

Financial Liabilities	1,488,584.33	1.09 %
Inter-Agency Payables	689,252.69	0.51 %
Trust Liabilities	1,572,199.25	1.15 %
Provisions	1,926,054.50	1.42 %
Other Payables	1,148,067.25	0.84 %

Total Current Liabilities

6,824,158.02 **5.01 %**

Non-Current Liabilities

Financial Liabilities	12,697,948.22	9.31 %
Provisions	5,878,943.87	4.30 %

Total Non-Current Liabilities

18,576,892.09 **13.61 %**

EQUITY

Equity

Equity	1,053,085.50	0.77 %
Retained Earnings/(Deficit)	109,980,044.55	80.61 %


Total Equity

111,033,130.05 **81.38 %**


Total Liabilities and Equity

136,434,180.16 **100.00 %**


Prepared by :


Maria Gaybriel G. Datu
Sr. Financial Planning Analyst

Checked by :


Jeanne M. Carpio
Department Manager B

Approved By


Engr. Charlito G. Rodriguez
General Manager