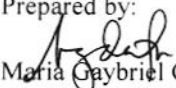
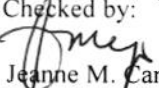





BALANGA WATER DISTRICT
CONDENSED STATEMENT OF FINANCIAL POSITION
As of June 30, 2018

	Actual This Month Amount in Peso	% to Total
ASSETS		
Current Assets		
Cash and Cash Equivalents	13,673,699.88	11.03%
Receivables	3,892,923.73	3.14%
Inventories	5,230,295.74	4.22%
Total Current Assets	22,796,919.35	18.39%
Non-Current Assets		
Other Investments	2,555,891.55	2.06%
Property, Plant and Equipment	98,243,447.09	79.26%
Intangible Assets	351,450.00	0.28%
Other Non-Current Assets	-	0.00%
Total Non-Current Assets	101,150,788.64	81.61%
Total Assets	123,947,707.99	100.00%
LIABILITIES		
Current Liabilities		
Financial Liabilities	124,131.63	0.10%
Inter-Agency Payables	549,388.23	0.44%
Trust Liabilities	1,079,689.85	0.87%
Provisions	1,558,535.78	1.26%
Other Payables	947,316.58	0.76%
Loans Payable - Domestic	526,528.98	0.42%
Total Current Liabilities	4,785,591.05	3.86%
Non-Current Liabilities		
Financial Liabilities	15,047,295.14	12.14%
Total Non-Current Liabilities	15,047,295.14	12.14%
Total Liabilities	19,832,886.19	16.00%
EQUITY		
Government Equity	1,069,944.96	0.86%
Retained Earnings/(Deficit)	95,748,230.61	77.25%
Net Income(Loss)	7,296,646.23	5.89%
Total Equity	104,114,821.80	84.00%
Total Liabilities and Equity	123,947,707.99	100.00%

Prepared by:

Maria Gaybriel G. Datu
Sr. Financial Planning Analyst

Checked by:

Jeanne M. Carpio
Department Manager B

Approved by:

Engr. Charlito G. Rodriguez
General Manager