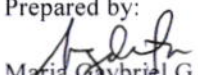
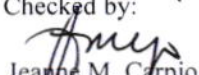





BALANGA WATER DISTRICT
CONDENSED STATEMENT OF FINANCIAL POSITION
As of March 31, 2018

	Actual This Month	
	Amount in Peso	% to Total
ASSETS		
Current Assets		
Cash and Cash Equivalents	13,080,472.17	10.79%
Receivables	4,066,548.52	3.35%
Inventories	5,100,358.97	4.21%
Total Current Assets	22,247,379.66	18.34%
Non-Current Assets		
Other Investments	2,495,380.35	2.06%
Property, Plant and Equipment	96,176,143.61	79.30%
Intangible Assets	360,900.00	0.30%
Other Non-Current Assets	-	0.00%
Total Non-Current Assets	99,032,423.96	81.66%
Total Assets	121,279,803.62	100.00%
LIABILITIES		
Current Liabilities		
Financial Liabilities	440,686.19	0.36%
Inter-Agency Payables	354,647.75	0.29%
Trust Liabilities	1,079,689.85	0.89%
Provisions	1,555,610.78	1.28%
Other Payables	870,371.28	0.72%
Loans Payable - Domestic	787,596.47	0.65%
Total Current Liabilities	5,088,602.32	4.20%
Non-Current Liabilities		
Financial Liabilities	15,077,295.14	12.43%
Total Non-Current Liabilities	15,077,295.14	12.43%
Total Liabilities	20,165,897.46	16.63%
EQUITY		
Government Equity	1,069,944.96	0.88%
Retained Earnings/(Deficit)	95,702,438.07	78.91%
Net Income(Loss)	4,341,523.13	3.58%
Total Equity	101,113,906.16	83.37%
Total Liabilities and Equity	121,279,803.62	100.00%

Prepared by:

Maria Gaybriel G. Datu
Sr. Financial Planning Analyst

Checked by:

Jeanne M. Carpio
Department Manager B

Approved by:

Engr. Charlito G. Rodriguez
General Manager