






BALANGA WATER DISTRICT
Statement of Financial Position
As of June 30, 2017

<u>ASSETS</u>	Amount In Peso	% To Total
Current Assets		
<u>Cash on Hand</u>		
Cash – Collecting Officers	81,782.45	0.07%
Petty Cash Fund	30,000.00	0.03%
<u>Cash in Bank – Local Currency</u>		
Cash in Bank – Local Currency, Current Account	14,844,227.21	13.05%
Cash in Bank - DBP	1,558,017.79	1.37%
Cash in Bank - Rehab	-	0.00%
Cash in Bank - Retirement Fund	1,482,993.90	1.30%
Cash in Bank - DBP Loan	582,300.08	0.51%
<u>Receivables</u>		
Accounts Receivable	4,962,225.09	4.36%
Allowance for Doubtful Accounts	(720,972.20)	-0.63%
Due from Officers and Employees	-	0.00%
Advances to Officers & Employees	-	0.00%
Due from NGAs	4,374.06	0.00%
Accounts Receivables-Disallowances of Carlito B. De Leon	266,047.32	0.23%
Other Receivables	94,221.65	0.08%
<u>Inventories</u>		
Office Supplies Inventory	535,615.04	0.47%
Accountable Forms Inventory	130,894.00	0.12%
Other Supplies Inventory	1,537,238.87	1.35%
Construction Materials Inventory	5,230,650.06	4.60%
Total Current Assets	30,619,615.32	
<u>Sinking Fund</u>		
Sinking Fund - Joint Lwua SA	2,313,671.04	2.03%
<u>Property, Plant and Equipment</u>		
Property, Plant & Equipment	100,224,152.41	88.11%
Less: Accumulated Depreciation - PPE	(23,913,690.92)	-21.02%
<u>Construction Work in Progress</u>		
Construction in Progress-Agency Assets	97,500.00	0.09%
Construction in Progress-Agency Assets(Land)	32,500.00	0.03%
Construction in Progress - Sta. Monica Rehab	202,056.51	0.18%
Construction in Progress - Dangcol	644,128.69	0.57%
Construction in Progress - Transfer of Service Connections	1,525,043.35	1.34%
Construction in Progress - Office Building	59,290.00	0.05%
Construction in Progress - St. Rose PS	321,404.00	0.28%
Construction in Progress - St. Rose Rehab	423,625.42	0.37%
Construction in Progress -Site Development	-	0.00%
Construction in Progress -Hacienda Lourdes	-	0.00%
Construction in Progress -Hacienda Lourdes PS	-	0.00%
Construction in Progress -Tanato	51,305.93	0.05%
Construction in Progress -St. Rose	-	0.00%
<u>Other Assets</u>		
Restricted Fund	912,484.11	0.80%
Other Assets - Unserviceable	239,940.90	0.21%
Total Assets	113,753,026.76	100.00%
<u>LIABILITIES</u>		
<u>Payable Accounts</u>		
Accounts Payable	195,004.50	0.17%
Due to Officers and Employees	-	0.00%
<u>Inter-Agency Payables</u>		
Due to BIR	331,049.17	0.29%
Due to GSIS	-	0.00%
Due to PAG-IBIG	-	0.00%
Due to PHILHEALTH	-	0.00%
Due to DBP	-	0.00%
Due to Landbank	-	0.00%
<u>Other Current Liability Account</u>		
Guaranty Deposits Payable	1,079,689.85	0.95%
Other Payables	877,696.12	0.77%
Total Current Liabilities	2,483,439.64	
<u>Long-term Liabilities</u>		
Loan Payable - Domestic	515,118.98	0.45%
Other Long-term Liabilities	16,214,533.10	14.25%
<u>Deferred Credits</u>		
Other Deferred Credits	-	0.00%
Deferred Income	-	0.00%
Total Liabilities & Other Credit Accounts	19,213,091.72	16.89%
<u>EQUITY</u>		
Government Equity	1,069,944.96	0.94%
Restricted Capital/Equity	912,484.11	0.80%
Retained Earnings	85,847,959.58	75.47%
Prior Year's Adjustment	(45,909.75)	-0.04%
Net Income (Loss)	6,755,456.14	5.94%
Total Equity	94,539,935.04	83.11%
TOTAL LIABILITIES, EQUITY & OTHER CREDIT ACCOUNTS	113,753,026.76	100.00%
Prepared by:  MARIA GABRIEL G. DATU Sr. Financial Planning Analyst	Checked by:  JEANNE M. CARPIO Department Manager B	Approved by:  ENGR. CHARLITO G. RODRIGUEZ General Manager